

Plugins

- Alle Daten vom Video via OSD anzeigen

Alle Daten vom Video via OSD anzeigen

Beschreibung:

Alle Daten vom Video via OSD anzeigen.

Plugin LUA Script:

Als osd-techinfo.lua speichern.

Mit show secs kann man die Anzeigedauer anpassen

Und mit font size die Größe der Schrift

```
-- osd-techinfo.lua
-- Automatische Anzeige technischer Infos in kleinerer Schrift

local mp = require 'mp'

-- ===== Optionen =====
local opts = {
    show_secs = 5,
    autoupdate = false,
    autoupdate_interval = 1,
    font_size = 28 -- Standard ~45, wir nehmen kleiner
}
(require 'mp.options').read_options(opts, "osd-techinfo")

local timer = nil

local function fmt_bytes(n)
    if not n then return "n/a" end
    local u = {"B","KiB","MiB","GiB","TiB"}
    local i = 1
    while n >= 1024 and i < #u do n = n/1024; i = i + 1 end
    return string.format("%.2f %s", n, u[i])
end
```

```

local function fmt_bitrate(bits_per_sec)
  if not bits_per_sec or bits_per_sec <= 0 then return "n/a" end
  if bits_per_sec >= 1e6 then
    return string.format("%.2f Mbps", bits_per_sec / 1e6)
  else
    return string.format("%.0f kbps", bits_per_sec / 1e3)
  end
end

local function safe(prop, default)
  local v = mp.get_property_native(prop)
  if v == nil or v == "" then return default or "n/a" end
  return v
end

local function techinfo()
  local filename = safe("filename")
  local demuxer = safe("file-format")
  local duration = mp.get_property_native("duration")
  local file_size = mp.get_property_native("file-size")
  local hwdec = safe("hwdec-current", "off")
  local pos = mp.get_property_native("time-pos") or 0

  local total_bps = nil
  if duration and duration > 0 and file_size and file_size > 0 then
    total_bps = (file_size * 8) / duration
  end

  local vcodec = safe("video-codec")
  local vparams = mp.get_property_native("video-params") or {}
  local vw = vparams.w or mp.get_property_native("width")
  local vh = vparams.h or mp.get_property_native("height")
  local vfps = mp.get_property_native("fps")
  local vpixfmt = vparams.pixelformat or vparams.pix_fmt or "n/a"
  local vbitrate = mp.get_property_native("video-bitrate")

  local acodec = safe("audio-codec")
  local aparams = mp.get_property_native("audio-params") or {}
  local asr = aparams.samplerate or mp.get_property_native("audio-params/samplerate")

```

```
local ach      = aparams.channels or mp.get_property_native("audio-params/channels")
local abitrage = mp.get_property_native("audio-bitrate")
local aformat  = aparams.format or "n/a"
```

```
local sid      = mp.get_property_native("sid")
local sparams  = mp.get_property_native("sub-params") or {}
local scodec   = sparams.codec or (sid and "present" or "none")
```

```
local lines = {}
table.insert(lines, string.format("%s", filename))
table.insert(lines, string.format("%s Container: %s HWDec: %s", demuxer, hwdec))
if duration then
    table.insert(lines, string.format("%s Dauer: %s Position: %s",
        mp.format_time(duration), mp.format_time(pos)))
end
if file_size then
    table.insert(lines, string.format("%s Größe: %s Σ Bitrate: %s",
        fmt_bytes(file_size), fmt_bitrate(total_bps)))
end
```

```
table.insert(lines, "")
table.insert(lines, "%s Video")
table.insert(lines, string.format(" Codec: %s %sx%s FPS: %s",
    vcodec, tostring(vw or "n/a"), tostring(vh or "n/a"), tostring(vfps or "n/a")))
table.insert(lines, string.format(" PixFmt: %s Bitrate: %s",
    tostring(vpixfmt), fmt_bitrate(vbitrate)))
```

```
table.insert(lines, "")
table.insert(lines, "%s Audio")
table.insert(lines, string.format(" Codec: %s %s Hz Kanäle: %s",
    acodec, tostring(asr or "n/a"), tostring(ach or "n/a")))
table.insert(lines, string.format(" SampleFmt: %s Bitrate: %s",
    tostring(aformat), fmt_bitrate(abitrage)))
```

```
table.insert(lines, "")
table.insert(lines, "%s Untertitel")
table.insert(lines, string.format(" SID: %s Codec: %s",
    tostring(sid or "none"), tostring(scodec or "n/a")))

```

-- ASS-Tag für kleinere Schriftgröße

```

return string.format("{\\fs%d}%s", opts.font_size, table.concat(lines, "\\n"))
end

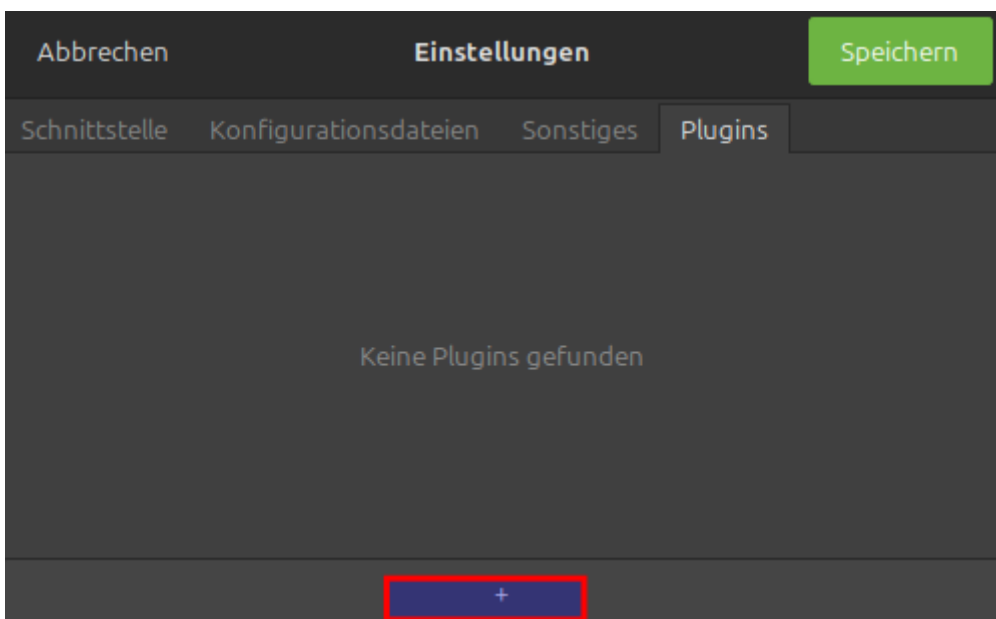
local function show_once()
    mp.osd_message(techinfo(), opts.show_secs)
end

local function start_autoupdate()
    if not opts.autoupdate then
        show_once()
        return
    end
    if timer then timer:kill() end
    timer = mp.add_periodic_timer(math.max(0.2, opts.autoupdate_interval), function()
        mp.osd_message(techinfo(), opts.autoupdate_interval + 0.1)
    end)
end


mp.register_event("file-loaded", start_autoupdate)
mp.register_event("end-file", function()
    if timer then timer:kill(); timer = nil end
end)

```

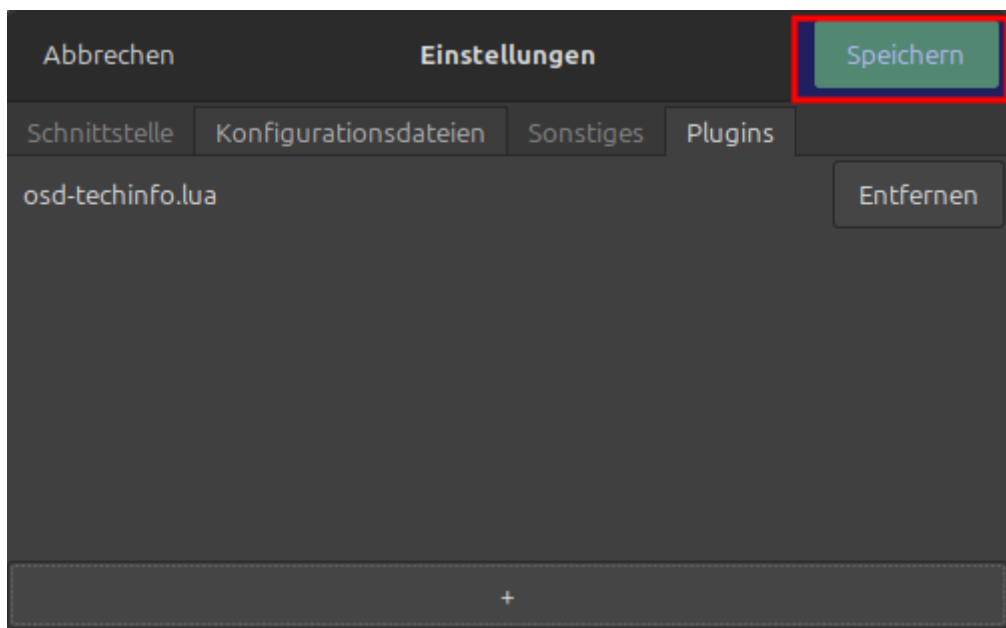
Dann unter Einstellungen -> Register Plugins auf das + für hinzufügen klicken.



Nun das Script auswählen



Auf speichern klicken, jetzt startet der Player neu.
Nun ist das Script aktiv.



Jetzt noch einen Hotkey vergeben

Nun im Verzeichnis folgende Datei anlegen

Wo ablegen?

- **Celluloid (Flatpak):**

- ~/.var/app/io.github.celluloid_player.Celluloid/config/input.conf

- ~/.var/app/io.github.celluloid_player.Celluloid/config/scripts/osd-techinfo.lua

- **Celluloid (normal/Repo) bzw. reines mpv:**

- ~/config/celluloid/input.conf

- ~/config/celluloid/scripts/osd-techinfo.lua

```
nano /home/duffy/.config/celluloid/input.conf
```

Inhalt

```
Ctrl+i script-message osd_techinfo
```

Dann den Player neustarten und mit strg + i aufrufen