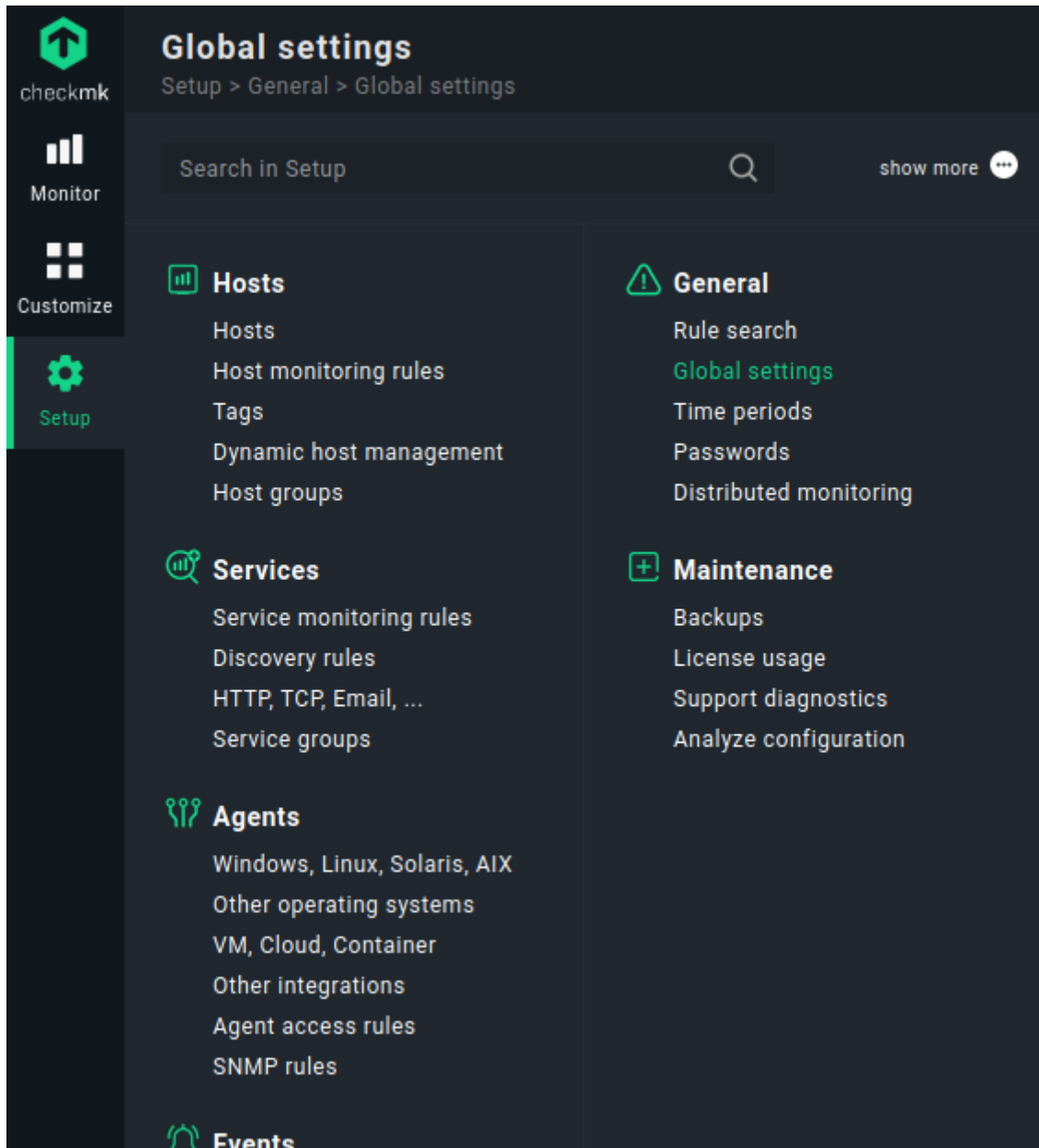


Maximum Checkmk checkers anpassen

.AufSetup -> Global settings klicken



Dann auf Maximum concurrent Checkmk checkers klicken

Global settings
Setup > General > Global settings

Related Display Help Filter

▼ **Monitoring core**

Maximum concurrent active checks	5
Maximum concurrent Real-Time checks	1
Maximum concurrent Livestatus connections	20
Maximum concurrent Checkmk fetchers	13
Maximum concurrent Checkmk checkers	4
Maximum concurrent Checkmk checks (deprecated)	10
In-memory cache for availability data	Time horizon to keep in cache: 730 days Ignore core restarts shorter than: 30 seconds
Maximum number of cached log messages	500000
Horizon for timeperiod computation	730 days
State retention interval	10 minutes
Initial Scheduling	Immediately scheduled checks: 10 Time between new checks of type Checkmk: 1200 ms Time between new classical active checks: 150 ms

Und den wert auf die ANzahl vorhandener CPU - 1 setzen.
Beispiel 4 Cores - 1. Den Wert 3 setzen

Edit global setting
Setup > General > Global settings > Edit global setting

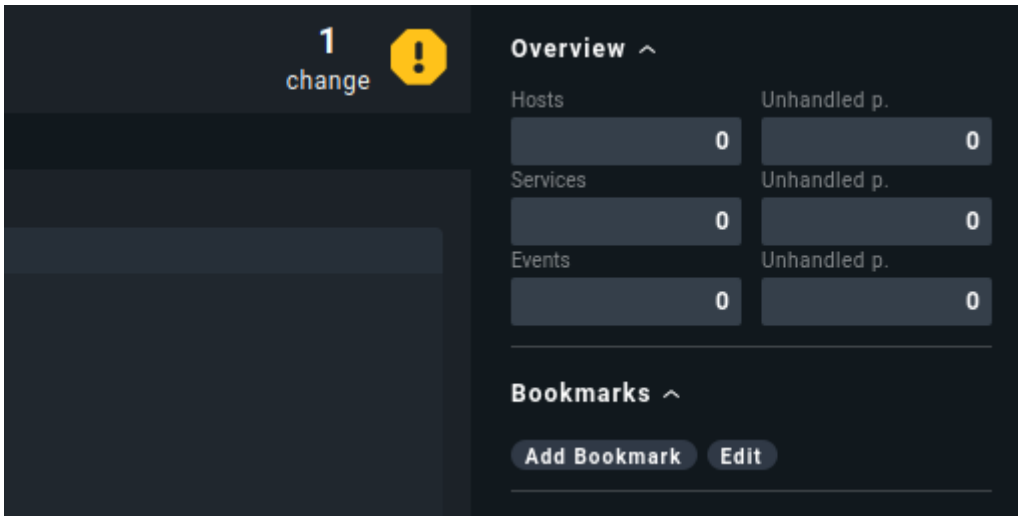
Setting Display Help ^

Save Remove explicit setting Global settings

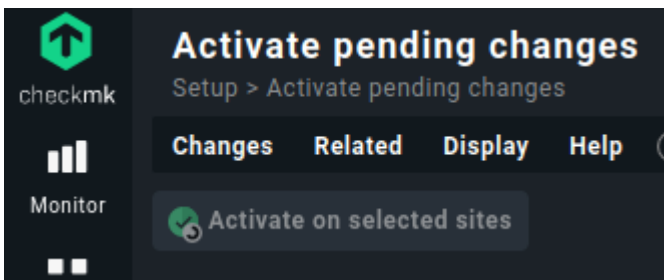
▼ **Maximum concurrent Checkmk checkers**

Current setting	3
Factory setting	4
Current state	This variable is at factory settings.

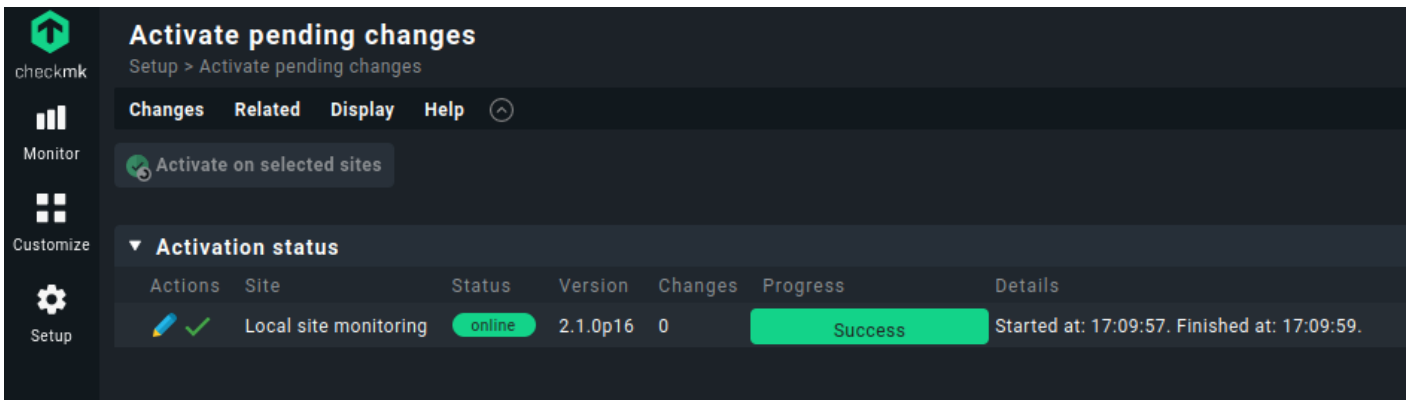
Auf change open rechts klicken



Auf activate on selected sites klicken



Fertig



Version #5

Erstellt: 20 November 2022 15:10:31 von Admin

Zuletzt aktualisiert: 9 März 2023 10:14:46 von Admin