
















Überblick über die Addon-Stores und Repositories


Die 3 Arten von Stores

1. Der Offizielle Store -> Zu erreichen unter Einstellungen Addons und dann unten Rechts Add-On Store, dann der Obere Teil wo Official add-ons dran steht

Official add-ons

 CEC Scanner Scan for HDMI CEC devices	 Check Home Assistant configuration Check your Home Assistant configuration against other versions	 deCONZ Control a Zigbee network with ConBee or RaspBee by Dresden	 Duck DNS Free Dynamic DNS (DynDNS or DDNS) service with Let's Encrypt	 File editor Simple browser-based file Home Assistant
 Genie The open-source, privacy-preserving voice assistant	 Hey Ada! Voice assistant powered by Home Assistant	 Let's Encrypt Manage certificate from Let's Encrypt	 MariaDB A SQL database server	 Mosquitto broker An Open Source MQTT broker
 NGINX Home Assistant SSL proxy An SSL/TLS proxy	 RPC Shutdown Shutdown Windows machines remotely	 Samba share Expose Home Assistant folders with SMB/CIFS	 TellStick TellStick and TellStick Duo service	 Z-Wave JS Control a ZWave network Assistant Z-Wave JS




































ESPHome

 ESPHome ESPHome add-on for intelligently managing all your ESP8266/ESP32 devices
--

2. Die Community Add-Ons, dies sind Add-Ons von Benutzern die aber von Home Assistant Team geprüft werden.

Im unteren teil wo Home Assistant Community Add-Ons dran steht

Home Assistant Community Add-ons

 AdGuard Home Network-wide ads & trackers blocking DNS server	 AirCast AirPlay capabilities for your Chromecast devices.	 AirSonos AirPlay capabilities for your Sonos (and UPnP) devices.	 AppDaemon Python Apps and Dashboard using AppDaemon 4.x for Home Assistant	 Bookstack Simple & Free Wiki Software
 chorny A local NTP (Network Time Protocol) server for cameras etc.	 Example Example add-on by Community Home Assistant Add-ons	 Folding@home Fighting disease with a world wide distributed super computer (Not)	 FTP A secure and fast FTP server for Home Assistant	 Glances A cross-platform system monitoring tool
 Grafana The open platform for beautiful analytics and monitoring	 Grocy ERP beyond your fridge! A groceries & household management solution for	 Home Panel A web frontend for controlling the home	 InfluxDB Scalable datastore for metrics, events, and real-time analytics	 JupyterLab Create documents containing live code, equations, visualizations,
 Log Viewer Browser-based log utility for Home Assistant	 Matrix A secure and decentralized communication platform.	 motionEye Simple, elegant and feature-rich CCTV/NVR for your cameras	 Network UPS Tools Manage battery backup (UPS) devices	 Nginx Proxy Manager Manage Nginx proxy hosts with simple, powerful interface
 Node-RED Flow-based programming for the Internet of Things	 phpMyAdmin A web interface for the official MariaDB add-on	 Plex Media Server Recorded media, live TV, online news, and podcasts ready to stream.	 Spotify Connect Play Spotify music on your Home Assistant device	 Studio Code Server Fully featured Visual Studio Code (VSCode) experience integrated
 Tailscale Zero config VPN for building secure networks	 TasmotaAdmin Centrally manage all your Sonoff-Tasmota devices	 Tautulli Monitoring and tracking tool for Plex Media Server	 The Lounge A self-hosted web IRC client	 Tor Protect your privacy and access Home Assistant via Tor
 Traccar Modern GPS Tracking Platform	 UniFi Network Application Manage your UniFi network using a web browser	 Uptime Kuma It is a self-hosted monitoring tool like "Uptime Robot"	 Vaultwarden (Bitwarden) Open source password management solution	 WireGuard Fast, modern, secure VPN tunnel

3. Den HACS Store (Home Assistant Community Store) mit noch mehr erweiterungen in einer UI zusammengefasst. muss separat installiert werden als Addon. Dies geschieht über Repos. Er ist ein noch viel Größerer Community Store als der mitgelieferte. Er beinhaltet nicht wirklich Add-Ons denn der HACS ist ja ein Addon. Was beinhaltet er denn nun?

Custom integrations (components/platforms/custom_component) for Home Assistant

Custom Lovelace elements (cards/rows/mods)

AppDaemon apps for [AppDaemon](#)

NetDaemon apps for [NetDaemon](#)

Themes for the [frontend integration](#) in Home Assistant

"python_scripts" for the [python_scripts integration](#) in Home Assistant

Repositories (Repos)

Sind externe Addon Quellen um Home Assistant mit noch weiteren als Nur Official und eingebetteten Community Addons weiter auszubauen.

in der Addon-Store-List oben rechts auf die 3 Punkte und dann auf Repositories klicken.


The screenshot shows the Home Assistant Add-on Store interface. A dropdown menu is open, displaying two options: "Repositories" and "Auf Updates prüfen". Below the menu, a grid of repository cards is visible. Each card contains an icon, the repository name, and a brief description:


- AppDaemon**: Python Apps and Dashboard using AppDaemon 4.x for Home Assistant
- Bookstack**: Simple & Free Wiki Software
- FTP**: A secure and fast FTP server for Home Assistant
- Glances**: A cross-platform system monitoring tool
- InfluxDB**: Scalable datastore for metrics, events, and real-time analytics
- JupyterLab**: Create documents containing live code, equations, visualizations, and

Nun kann man im Textfeld ein weiteres Repo hinzufügen. Die zwei Community ESPHome und das Community sind im Auslieferungszustand von Home Assistant dabei. Was auch Repos sind. Über die Mülltonne lässt sich auch ein Repo entfernen.

Add-on Repositories verwalten



ESPHome
ESPHome <esphome@nabucasa.com> 
<https://esphome.io>

Home Assistant Community Add-ons
Franck Niihof <frenck@addons.community> 

Nach dem hinzufügen ist die Repo vorhanden. Und dessen Addon(s) werden aufgelistet.
Es gibt repos die haben nur ein Addon siehe ESPHome

Version #2

Erstellt: 17 Juni 2022 16:33:32 von Admin

Zuletzt aktualisiert: 22 Juni 2022 14:35:40 von Admin