

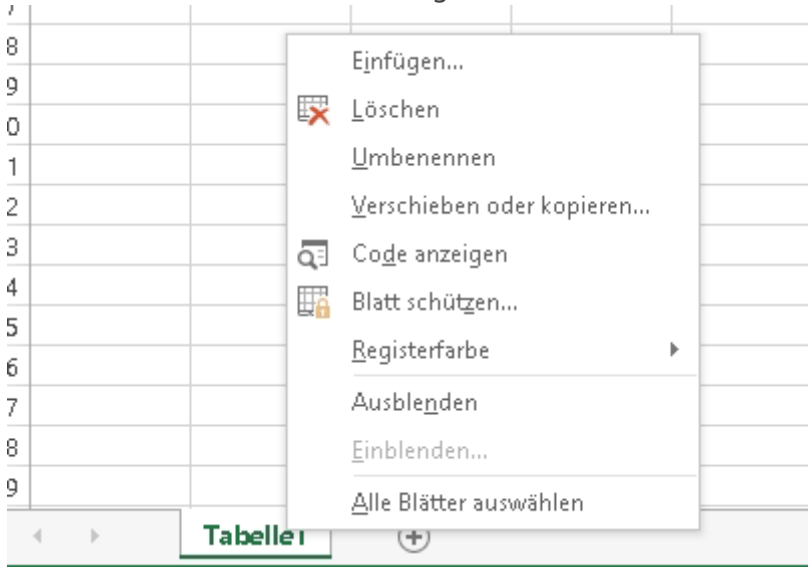
VBA - Macros

Hier einige Macros und Code Beispiele

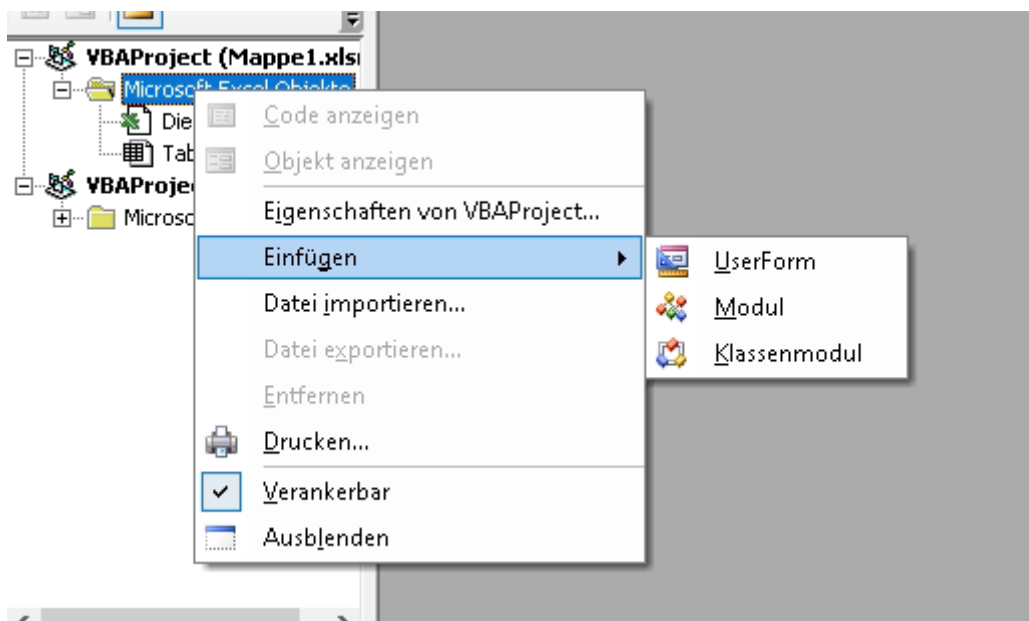
- [VBA - Makro- Zahlen in Textumwandeln mit Komma und Rundungen](#)

VBA - Makro- Zahlen in Textumwandeln mit Komma und Rundungen

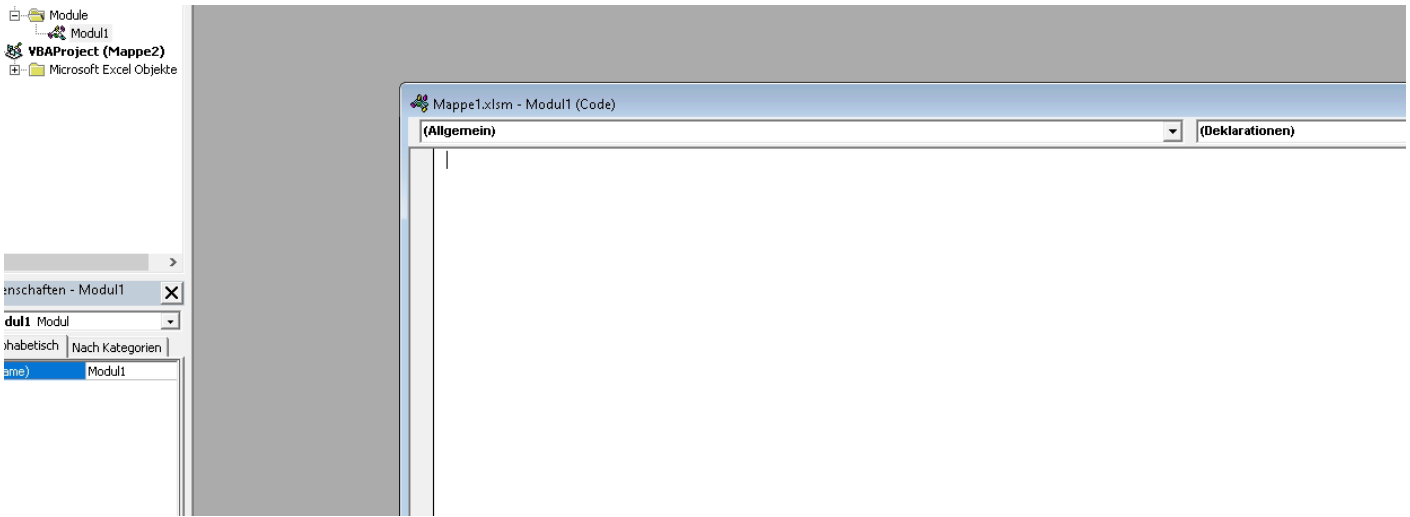
In Excel Rechtsklick auf den Registerreiter des Tabellensheets und ann Code anzeigen auswählen



Nun Rechtsklick auf Microsoft Excel Objekte -> Einfügen -> Modul



Nun doppelklick auf das neue Modul. Nun öffnet sich ein neues Fenster.



Dort diesen Inhalt einfügen. Sollten umlaute durchs kopieren nicht richtig dargestellt werden. Diese eben korrigieren.

Und das Fenster schließen. Das fertige Modul gibts auch im Anhang, mit den korrigierten Umlauten hier zum Downlod [ZahlenInText.bas](#)

```

Private sNWord(0 To 28) As String
Private sHWord(1 To 4) As String

Function sbInWorten(ByVal sNumber As String) As String
    sbInWorten = sbSpellNumber(sNumber, "German", "EUR")
End Function

Function sbSpellNumber(ByVal sNumber As String, _
    Optional sLang As String = "English", _
    Optional sCcy As String = "USD") As String
'Template was Microsoft's limited version:
'https://support.microsoft.com/de-de/help/213360/
'how-to-convert-a-numeric-value-into-english-words-in-excel
'This version informs the user about its limits.
'Source (EN): http://www.sulprobil.com/sbspellnumber_en/
'Source (DE): http://www.bplumhoff.de/sbinworten_de/
'(C) (P) by Bernd Plumhoff 02-Mar-2018 PB V1.0

Dim Euros As String, cents As String
Dim Result As String, Temp As String
Dim DecimalPlace As Integer, Count As Integer
Dim Place(1 To 6) As String
Dim dNumber As Double
Dim prefix As String, suffix As String

```

Select Case sLang

Case "English"

Place(1) = ""

Place(2) = " Thousand "

Place(3) = " Million "

Place(4) = " Billion "

Place(5) = " Trillion "

Place(6) = " Mantissa not wide enough for this number "

sHWord(1) = ">>>> Error (Absolute amount > 9999999999999999)! <<<<<<"

sHWord(2) = " (rounded)"

sHWord(3) = "Minus "

sHWord(4) = "and"

sNWord(0) = "zero"

sNWord(1) = "one"

sNWord(2) = "two"

sNWord(3) = "three"

sNWord(4) = "four"

sNWord(5) = "five"

sNWord(6) = "six"

sNWord(7) = "seven"

sNWord(8) = "eight"

sNWord(9) = "nine"

sNWord(10) = "ten"

sNWord(11) = "eleven"

sNWord(12) = "twelve"

sNWord(13) = "thirteen"

sNWord(14) = "fourteen"

sNWord(15) = "fifteen"

sNWord(16) = "sixteen"

sNWord(17) = "seventeen"

sNWord(18) = "eighteen"

sNWord(19) = "nineteen"

sNWord(20) = "twenty"

sNWord(21) = "thirty"

sNWord(22) = "fourty"

sNWord(23) = "fifty"

sNWord(24) = "sixty"

sNWord(25) = "seventy"

sNWord(26) = "eighty"

sNWord(27) = "ninety"
sNWord(28) = "hundred"

Case "German"

Place(1) = ""

Place(2) = " Tausend "

Place(3) = " Millionen "

Place(4) = " Milliarden "

Place(5) = " Billionen "

Place(6) = " Die Mantisse ist nicht groß genug für diese Zahl "

sHWord(1) = ">>>> Fehler (Absolutbetrag > 9999999999999999)! <<<<<"

sHWord(2) = " (gerundet)"

sHWord(3) = "Minus "

sHWord(4) = "und"

sNWord(0) = "null"

sNWord(1) = "ein"

sNWord(2) = "zwei"

sNWord(3) = "drei"

sNWord(4) = "vier"

sNWord(5) = "fünf"

sNWord(6) = "sechs"

sNWord(7) = "sieben"

sNWord(8) = "acht"

sNWord(9) = "neun"

sNWord(10) = "zehn"

sNWord(11) = "elf"

sNWord(12) = "zwölf"

sNWord(13) = "dreizehn"

sNWord(14) = "vierzehn"

sNWord(15) = "fünfzehn"

sNWord(16) = "sechzehn"

sNWord(17) = "siebzehn"

sNWord(18) = "achtzehn"

sNWord(19) = "neunzehn"

sNWord(20) = "zwanzig"

sNWord(21) = "dreiig"

sNWord(22) = "vierzig"

sNWord(23) = "fnfzig"

sNWord(24) = "sechzig"

sNWord(25) = "siebzig"

sNWord(26) = "achtzig"

```

sNWord(27) = "neunzig"
sNWord(28) = "hundert"
End Select

'Empty string = 0
If "" = sNumber Then
    sNumber = "0"
End If

dNumber = sNumber + 0#

'If we cannot cope with it, tell the user!
If Abs(dNumber) > 999999999999999# Then
    sbSpellNumber = sHWord(1)
    Exit Function
End If

'If we have to round we present a suffix "(rounded)"
If Abs(dNumber - Round(dNumber, 2)) > 1E-16 Then
    dNumber = Round(dNumber, 2)
    suffix = sHWord(2)
End If

'Negative numbers get a prefix "Minus"
If dNumber < 0# Then
    prefix = sHWord(3)
    dNumber = -dNumber
    sNumber = Right(sNumber, Len(sNumber) - 1)
End If

sNumber = Trim(Str(sNumber))
If Left(sNumber, 1) = "." Then
    sNumber = "0" & sNumber
End If

DecimalPlace = InStr(sNumber, ".")

If DecimalPlace > 0 Then
    cents = GetTens(Left(Mid(sNumber, DecimalPlace + 1) & "00", 2), _
        sLang, sCcy)

```

```

sNumber = Trim(Left(sNumber, DecimalPlace - 1))
End If

Count = 1
Do While sNumber <> ""
    Temp = GetHundreds(Right(sNumber, 3), sLang, sCcy)
    If Temp <> "" Then
        If Euros <> "" And sLang = "German" Then
            Euros = Temp & Place(Count) & " " & _
                sHWord(4) & " " & Euros
        Else
            Euros = Temp & Place(Count) & Euros
        End If
    End If
    If Len(sNumber) > 3 Then
        sNumber = Left(sNumber, Len(sNumber) - 3)
    Else
        sNumber = ""
    End If
    Count = Count + 1
Loop

Select Case sCcy
Case "EUR"
    Select Case Euros
        Case ""
            Euros = sNWord(0) & " Euros"
        Case sNWord(1)
            Euros = sNWord(1) & " Euro"
        Case Else
            Euros = Euros & " Euros"
    End Select

Select Case cents
    Case ""
        cents = " " & sHWord(4) & " " & sNWord(0) & " Cents"
    Case sNWord(1)
        cents = " " & sHWord(4) & " " & sNWord(1) & " Cent"
    Case Else
        cents = " " & sHWord(4) & " " & cents & " Cents"

```

```

End Select
Case "GBP"
Select Case Euros
Case ""
Euros = sNWord(0) & " Pounds"
Case sNWord(1)
Euros = sNWord(1) & " Pound"
Case Else
Euros = Euros & " Pounds"
End Select

Select Case cents
Case ""
cents = " " & sHWord(4) & " " & sNWord(0) & " Pence"
Case sNWord(1)
cents = " " & sHWord(4) & " " & sNWord(1) & " Penny"
Case Else
cents = " " & sHWord(4) & " " & cents & " Pence"
End Select
Case "USD"
Select Case Euros
Case ""
Euros = sNWord(0) & " Dollars"
Case sNWord(1)
Euros = sNWord(1) & " Dollar"
Case Else
Euros = Euros & " Dollars"
End Select

Select Case cents
Case ""
cents = " " & sHWord(4) & " " & sNWord(0) & " Cents"
Case sNWord(1)
cents = " " & sHWord(4) & " " & sNWord(1) & " Cent"
Case Else
cents = " " & sHWord(4) & " " & cents & " Cents"
End Select
End Select

Temp = UCase(Replace(Euros & cents, " ", ""))

```

Select Case sLang

Case "English"

Temp = Application.WorksheetFunction.Proper(Temp)

Temp = Replace(Temp, " And ", " and ")

Case "German"

Temp = Application.WorksheetFunction.Proper(Temp)

Temp = Replace(Temp, "Ein Millionen", "Eine Million")

Temp = Replace(Temp, "Ein Milliarden", "Eine Milliarde")

Temp = Replace(Temp, "Ein Billionen", "Eine Billion")

Temp = Replace(Temp, "Dollars", "Dollar")

Temp = Replace(Temp, "Cents", "Cent")

Temp = Replace(Temp, "Pounds", "Pfund")

Temp = Replace(Temp, "Pound", "Pfund")

Temp = Replace(Temp, "Euros", "Euro")

Temp = Replace(Temp, "Pence", "Pennies")

Temp = Replace(Temp, " Und ", " und ")

End Select

sbSpellNumber = prefix & Temp & suffix

End Function

```
Private Function GetHundreds(ByVal sNumber, _  
    Optional sLang As String = "English", _  
    Optional sCcy As String = "USD") As String
```

```
Dim Result As String
```

```
If Val(sNumber) = 0 Then Exit Function
```

```
sNumber = Right("000" & sNumber, 3)
```

```
If Mid(sNumber, 1, 1) <> "0" Then
```

```
    Result = GetDigit(Mid(sNumber, 1, 1)) _  
        & sNWord(28)
```

```
If Mid(sNumber, 2, 2) <> "00" Then
```

```
    Result = Result & sHWord(4)
```

```
End If
```

```
End If
```

```
If Mid(sNumber, 2, 1) <> "0" Then
```

```
    Result = Result & GetTens(Mid(sNumber, 2), sLang, sCcy)
```

```
Elseif Mid(sNumber, 3, 1) <> "0" Then
    Result = Result & GetDigit(Mid(sNumber, 3))
End If
```

```
GetHundreds = Result
End Function
```

```
Private Function GetTens(TensText As String, _
    Optional sLang As String = "English", _
    Optional sCcy As String = "USD")
```

```
Dim Result As String
```

```
Result = ""
```

```
If Val(Left(TensText, 1)) = 1 Then '10-19...
    If Val(TensText) > 9 And Val(TensText) < 20 Then
        GetTens = sNWord(Val(TensText))
    End If
Exit Function
```

```
Else '20-99...
    If Val(Left(TensText, 1)) > 1 And _
        Val(Left(TensText, 1)) < 10 Then
        Result = sNWord(18 + Val(Left(TensText, 1)))
    Else
```

```
        Result = GetDigit(Right(TensText, 1))
    End If
```

```
If Right(TensText, 1) <> "0" And Left(TensText, 1) <> "0" Then
```

```
    Select Case sLang
        Case "German"
            Result = GetDigit(Right(TensText, 1)) & _
                sHWord(4) & Result
        Case "English"
            Result = Result & GetDigit(Right(TensText, 1))
    End Select
```

```
End If
```

```
End If
GetTens = Result
End Function
```

```
Private Function GetDigit(Digit As String) As String
If Val(Digit) < 10 Then
```

```

GetDigit = sNWord(Val(Digit))
Else
    GetDigit = ""
End If
End Function

```

Nun den code Editor dicht machen. In eine Zeile eine Zahl schreiben und in ein anderes Feld die Formel

```
=sblnWorten(D6)
```

'D6 ist die Beispiel Zelle

The screenshot shows the Excel interface with the ribbon set to 'ANSICHT'. The formula bar displays '=sblnWorten(D6)'. The spreadsheet grid shows cell E6 selected, containing the text '55,2 Fünfundfünfzig Euro und Zwanzig Cent'.

sSpellNumbers wäre dann in englisch

```
=sbSpellNumber(D6)
```

D6 ist die Beispielzelle

The screenshot shows the Excel interface with the ribbon set to 'ANSICHT'. The formula bar displays '=sbSpellNumber(D6)'. The spreadsheet grid shows cell E6 selected, containing the text '55,2 Fiftyfive Dollars and Twenty Cents'.

Eigene Funktion für Sprache und Währung

```
Function MeineFunktion(ByVal sNumber As String) As String
    MeineFunktion = sbSpellNumber(sNumber, "German", "GBP")
End Function
```

sbSpellNumber(sNumber, dann Sprache, dann Währung)

Diese Sprachen stehen zur Verfügung:

English

German

Diese Währungen stehen zur Verfügung

EUR = Euro und Cent

GBP = Pounds und Pennies

USD = Dollar und Cent

Beispiel von meinerFunktion Deutsch und Pfund

	A	B	C	D	E	F	G	H
1								
2								
3								
4								
5								
6				55,2	Fünfundfünfzig Pfund und Zwanzig Pennies			
7								
8								
9								
10								
11								
12								
13								

Es können natürlich da es eine Case Abfrage ist, auch noch Währungen und Sprachen im Makro hinzugefügt werden.

Aber in der Regel reicht uns das in Deutschland schon.