

Midi Abspielfunktion hinzufügen

VLC Mediaplayer kann von Haus aus leider keine MIDI-Dateien abspielen.
Midi Dateien sind Notenblätter.
Dazu braucht man eine SoundFonts-Datei (Endung SF2)

Installation:

Diese bekommen wir unter <https://www.schristiancollins.com/generaluser>

Dort auf bei Download GS runterladen

Compatibility

Although GeneralUser GS was originally designed for use with older Sound Blaster audio cards, the current version requires a SoundFont synth with a complete implementation of the [SoundFont specification](#). To my knowledge, only the following SoundFont synths can play all the GeneralUser GS instruments perfectly:

- [BASSMIDI](#) version 2.4.14.28 or later (and applications built with it such as [BassMidi VSTi](#) and [Soundfont Midi Player](#)).
- [FluidSynth](#) 2.3 or later (and most other software that uses [FluidSynth](#) such as [FluidSynth Plugin](#), [LMMS](#), and [DOSBox Staging](#), just to name a few).
- [KQ Sampei](#) 1.6 or later (iOS).
- [SpessaSynth](#) (web app).

These applications may also need to be configured for the best sound. Refer to the [GeneralUser GS documentation](#) for details.

While the current version of GeneralUser GS can be used with the hardware synthesizer found in some older Sound Blaster audio cards, you will achieve better results using a version that was designed especially for this hardware (see list of downloads below).

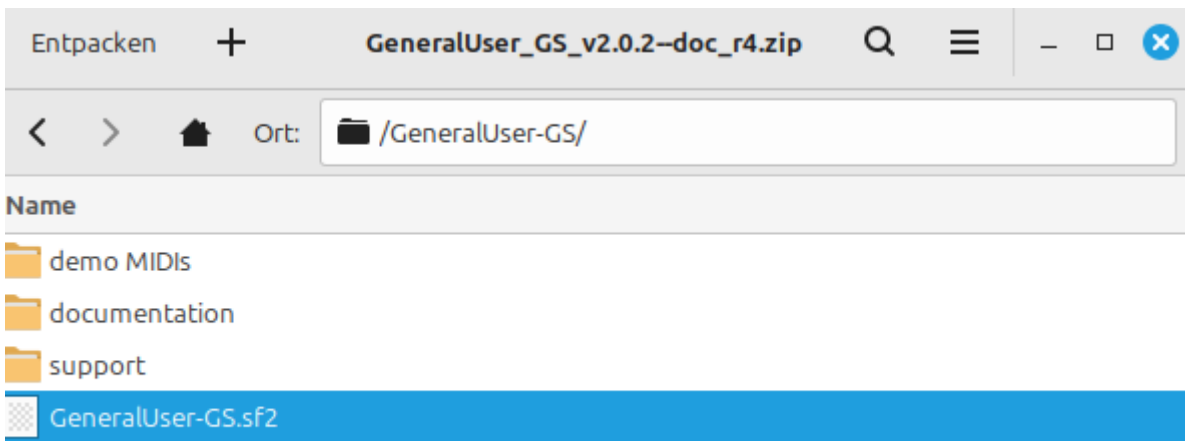
Most other SoundFont synths do not support all of the programming I have used in GeneralUser GS and will cause many of the presets to sound incorrect. For these unsupported SoundFont synths, you can download an older "SoftSynth" version of GeneralUser GS below that cuts out a lot of the special programming and is less likely to result in broken-sounding presets.

Download

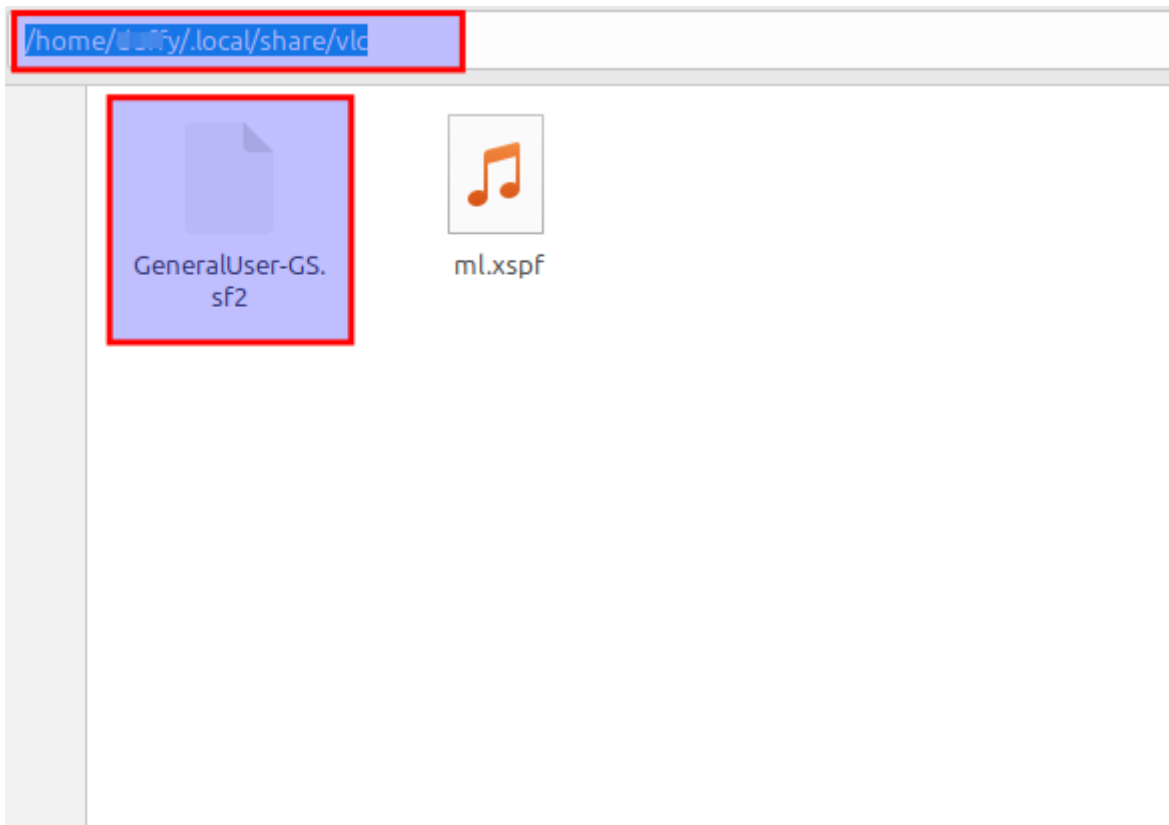
Current

- [GeneralUser GS 2.0.2 w/ documentation rev. 4](#) – for use with [BASSMIDI](#) 2.4.14.28 or later, [FluidSynth](#) 2.3 or later, [KQ Sampei](#) 1.6 or later, [SpessaSynth](#), and apps built with these synth engines.

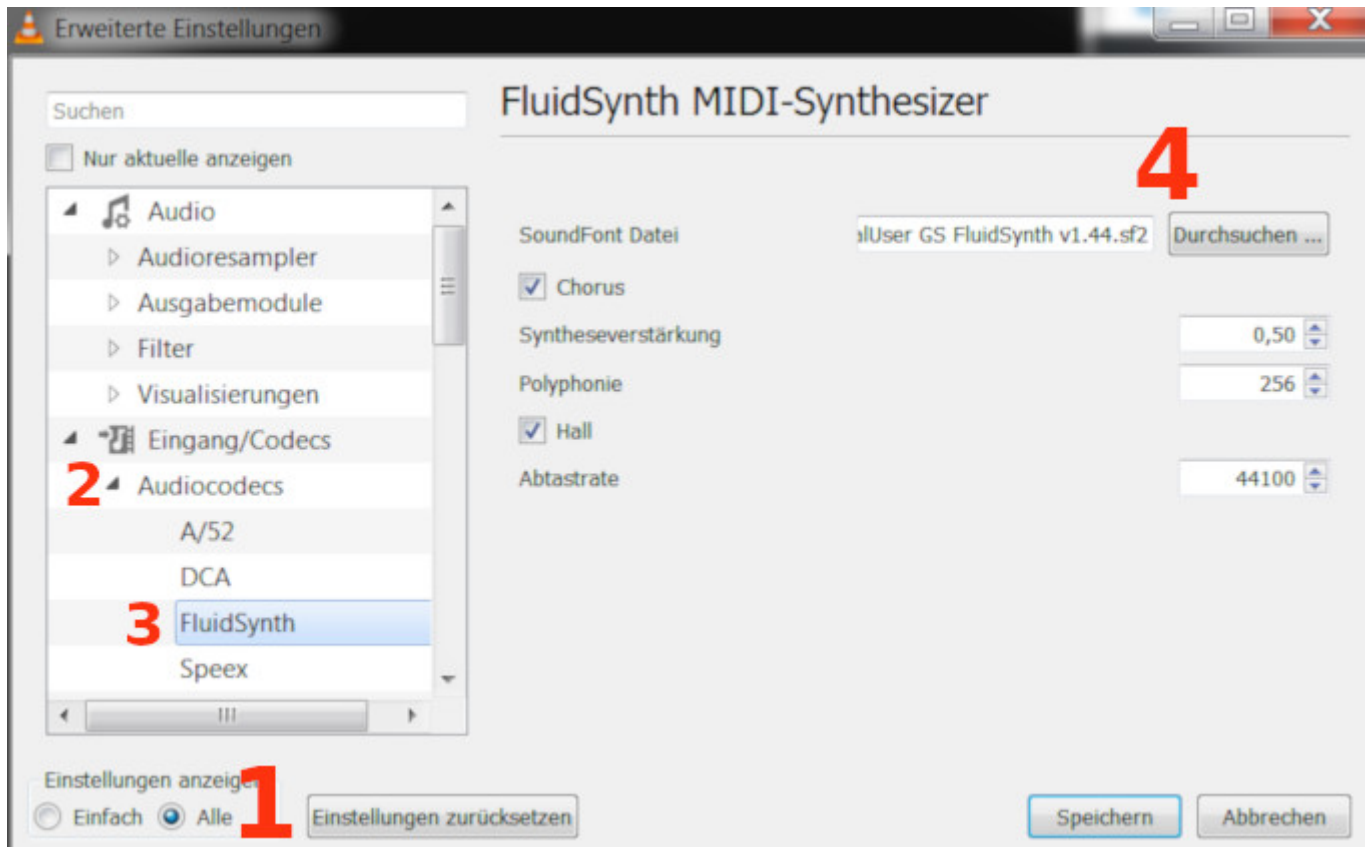
Vom Zip Archiv die S2 Datei extrahieren in ein Verzeichnis unter Programme bei Windows bei linux im Anwendungmanager.



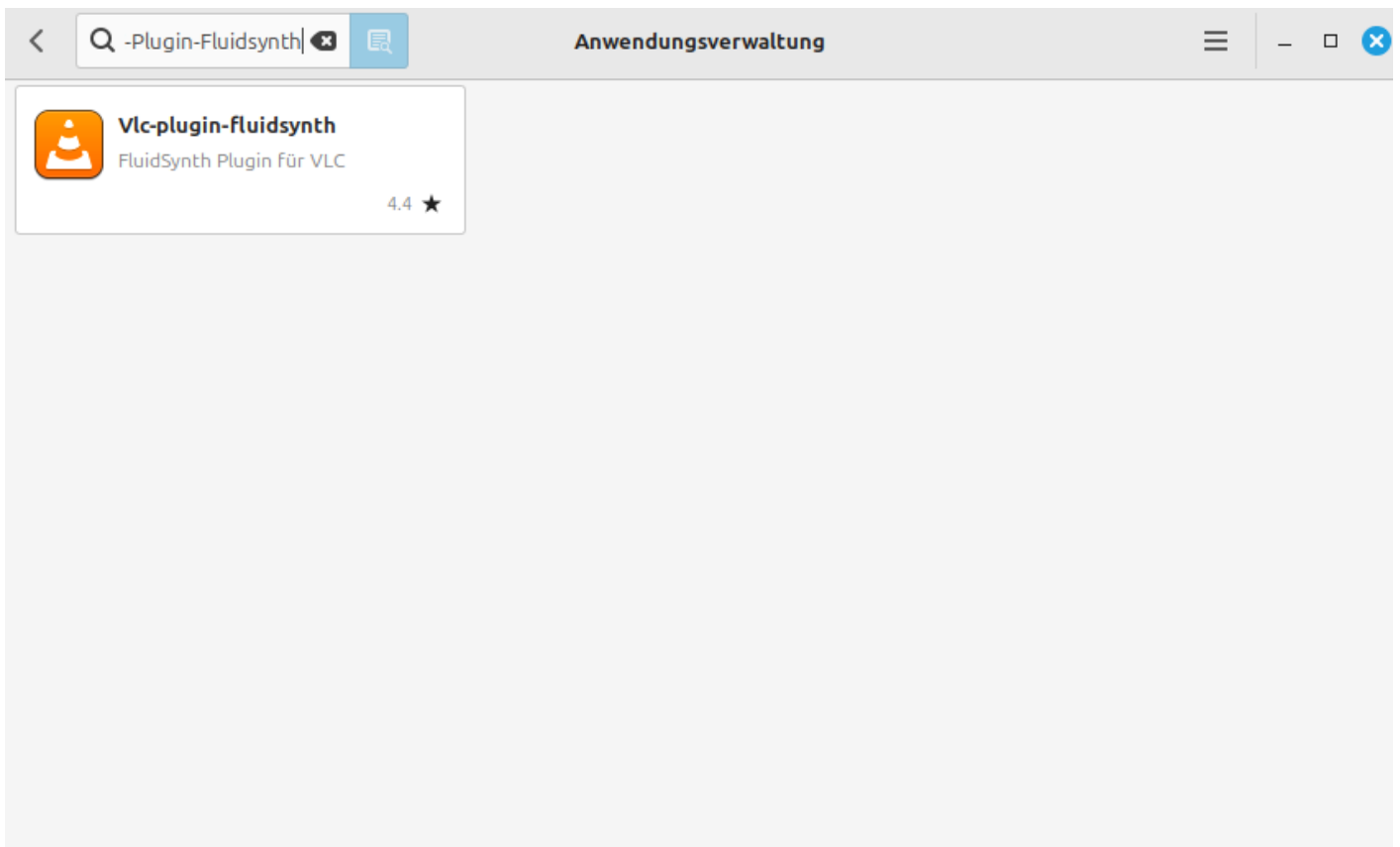
Unter Linux



Nun Einstellunge-> Dann Alle Aktivierung -> Einstellungen -> Audiocodecs -> Fluid > Datei auswählen



Unter Linux installieren fertig



Quelle: <https://www.gewibu.com/midi-files-abspielen-auf-dem-vlc-player.html>

Version #1

Erstellt: 10 August 2025 18:13:45 von Admin

Zuletzt aktualisiert: 10 August 2025 18:38:29 von Admin